



Together with[®]

AUGMENTED REALITY

(Android Mobile App)
(See back cover for user guide)





Peek-a-boo English Magic

(Colouring + Writing + Activities)

Includes
Stickers



Free
Writing
Booklet



**RACHNA
SAGAR**



Together with®

Peek-a-boo

English Magic

Conceptualized by:

Meera Balachandran

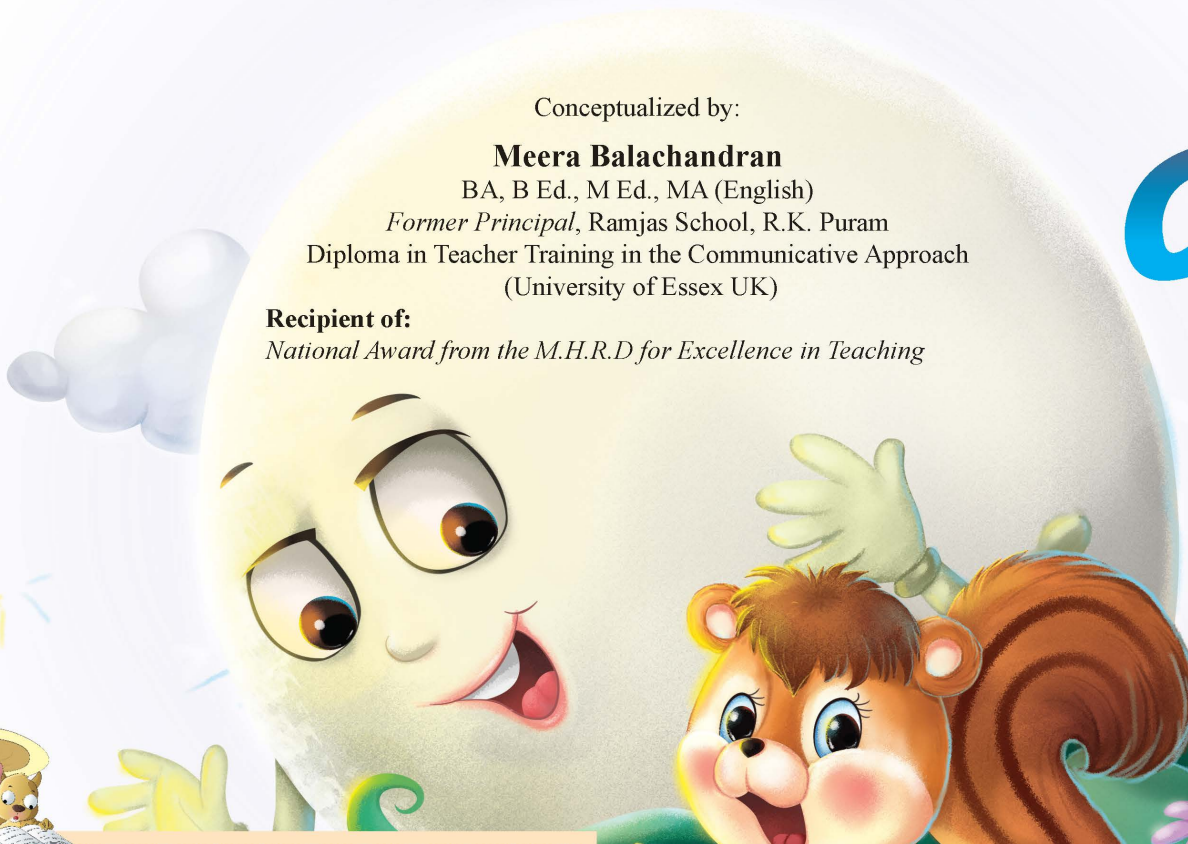
BA, B Ed., M Ed., MA (English)

Former Principal, Ramjas School, R.K. Puram

Diploma in Teacher Training in the Communicative Approach
(University of Essex UK)

Recipient of:

National Award from the M.H.R.D for Excellence in Teaching



Name : _____

Class : _____ Section : _____ Roll No : _____

Subject : _____

School Name : _____



RACHNA SAGAR PVT. LTD.

– EDUCATIONAL PUBLISHERS –

where quality speaks for itself...

4583 / 15, Daryaganj, New Delhi – 110 002; PO Box 7226

Phone 011 – 4358 5858, 2328 5568; Fax 011 – 2324 3519

Email info@rachnasagar.in, rachnasagar@hotmail.com, editorial@rachnasagar.in,

order@rachnasagar.in, export@rachnasagar.in

Web www.rachnasagar.in

IE License No. 0501009426

© Reserved with the publishers

ISBN 978-93-87532-04-5

First Edition: 2017

Latest Edition

No part of this publication which is material protected by this copyright notice may be reproduced or transmitted or utilized or stored in any form or by any means, electronic, digital or mechanical, including photocopying, scanning, recording or by any information storage or retrieval system, without prior written permission from the publisher.

The publishers thank the copyright holders for granting permission to include their work/pictures in our book. Though every effort has been made by the publishers to acknowledge and obtain due permission, however in case of any error or omission the publishers would be grateful for such notification and due regularization of the same would be carried out in future reprints.

Preface

'Together with®' English 'Peek-a-boo' Magic Series is designed to let the learners enjoy a systematic and holistic coverage of all the language skills—Listening, Speaking, Reading and Writing. The contents aim to help the early learner honour his/her individual needs and strengths thereby making the child-centric process of learning all fun and play. The graduated approach intended expands the young minds with a joy-filled format. A rhyme on 'Peek-a-boo' is also included to let the child indulge into them.

The principle of oral sound created through phonological awareness enables the child learn the correct pronunciation of letters. Later the child is introduced to phonemic awareness with inputs through other means such as rhymes, finger movement over letters and writing in order that the book ceases to be a text and instead takes a coordinated and constructive fun approach where the learner is the key player.

Following are the salient features of the book:

- **Reading Check:** The learner recognizes the letters, is familiar with its sound and is able to form words.
- **Writing Check:** Writing activities incorporated in the book stimulate the learner's ability to match the capital letters with small, process the word with its pictorial backup and write that. The children are further motivated to practise other writing skills through a variety of activities.
- **Building Vocabulary:** To strengthen the learner's vocabulary, he/she is given ample scope to learn new words, their formation and usage. The words have been used in context for better understanding.

Activities such as associating words with objects, identifying words, colours and action words have been included to sharpen the **Cognitive skills** of the learner. Meaningful illustrations work as key in the theme of different tasks.

It is fervently hoped that the series serve the purpose for which it is meant and is received well by all students, teachers, educators and parents. Suggestions of any kind for the improvement of the series are always welcome.

—Author



Peek-a



Peek-a-boo, Peek-a-boo,
I see you.
Googly goo, googly goo,
I see you.

Peek-a-boo, Peek-a-boo,
You and me.
Peek-a-boo, Peek-a-boo,
Me and you.



Peek-a-boo, Peek-a-boo,
Where are you?
Kooch-e-kuu, Kooch-e-kuu
I am next to you.



-boo



Peek-a-boo, Peek-a-boo,
You love me.
Peek-a-boo, Peek-a-boo,
I love you.

Peek-a-boo

Peek-a-boo, Peek-a-boo,
I am playing with you.
Googly goo, Doodly doo,
It's fun playing with all of you.





Contents

Alphabet.....	8
Vowels and Consonants	12
Sound of Vowel 'a'	14
Sound of Vowel 'e'	28
Sound of Vowel 'i'.....	38
Sound of Vowel 'o'.....	52
Sound of Vowel 'u'	68
Vowel 'a' (Long sound words)	83
Vowel 'e' (Long sound words).....	85
Vowel 'i' (Long sound words).....	87
Vowel 'o' (Long sound words).....	89
Vowel 'u' (Long sound words).....	91
'ee' sound words.....	93
Short and Long 'oo' sound words.....	95
'll' sound words	97
'ch' sound words.....	99
'sh' sound words.....	100
'th' sound words.....	101
'wh' sound words	102
'l' blend words	104
'r' blend words.....	106
's' blend words.....	108





Three letter Consonant blends.....	110
Rhyming Words.....	111
One and Many.....	112
A and An	113
This/That	115
These/Those.....	119
Yes/No	123
'in', 'on', 'under' and 'behind'	124
Use of 'It is'	128
Use of 'I am'	129
Use of 'You are'.....	130
He/She and His/Her.....	131
Opposites	134
Action Words.....	136
'ing' words.....	138
Use of 'and'	139
Days of the Week.....	140
Months of the Year.....	141
What is your name?.....	142
Me and My Family	143
Rebus Story	144
Picture Description.....	145
Birthday (For Reading)	147
In the Park (For Reading)	148





Alphabet

There are 26 letters in the English alphabet.

Aa



Apple

Bb



Boy

Cc



Cat

Dd



Duck

Ee



Egg

Ff



Fish

Gg



Girl

Hh



Hat

Ii



Inkpot

Jj



Joker

Kk



Kite


Ll



Leaf




Mm




Monkey

Nn




Nest

Oo



Orange

Pp



Parrot

Qq



Queen

Rr




Rainbow

Ss



Swing

Tt




Tree

Uu



Umbrella

Vv



Van

Ww




Watermelon

Xx



X-mas tree

Yy



Yo-yo

Zz

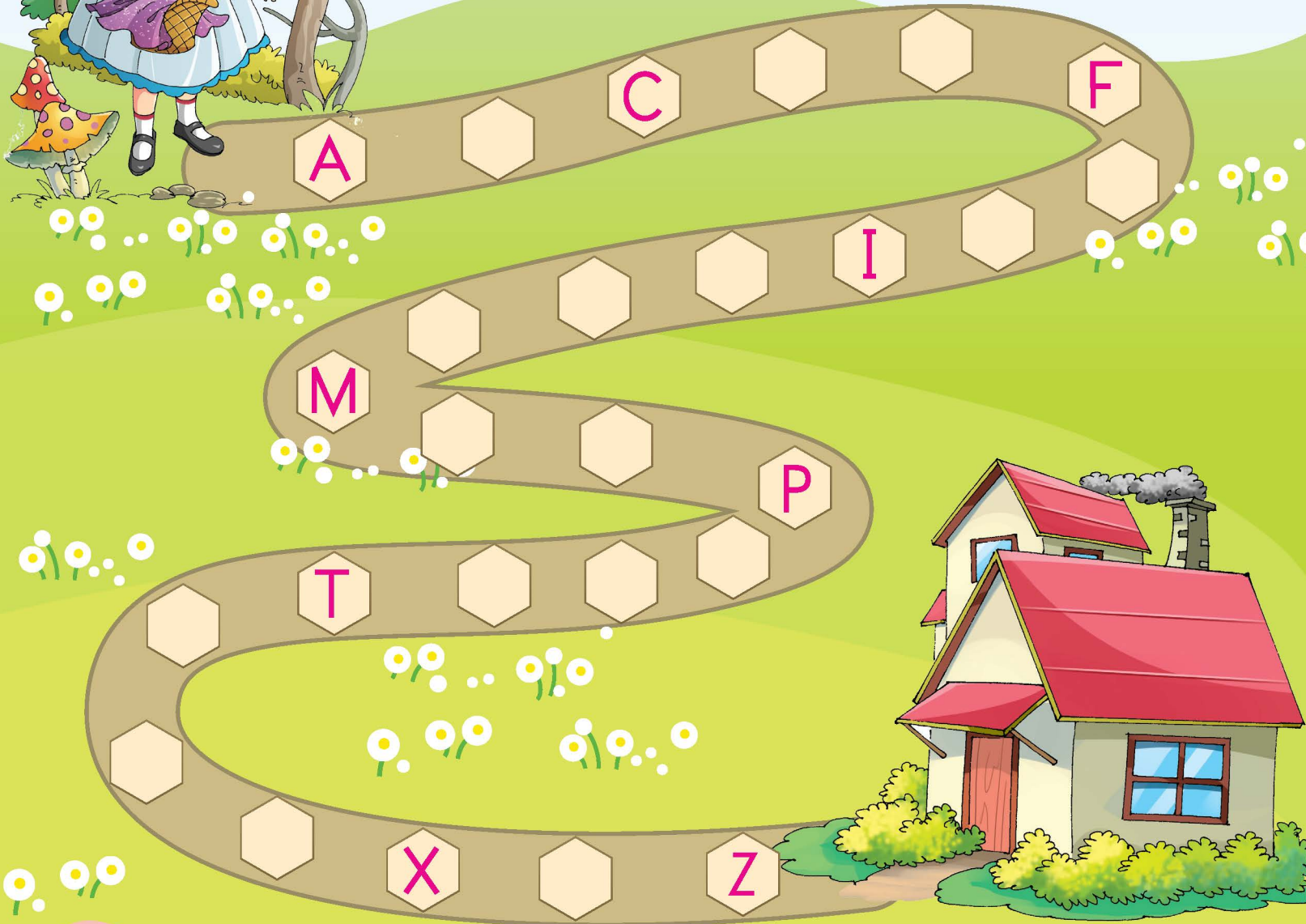


Zoo



Revision


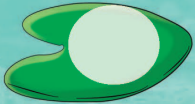
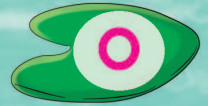
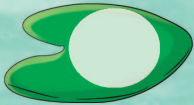
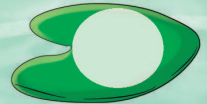
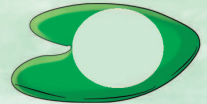
Little Red Riding Hood wants to reach her grandmother's home. Fill in the missing letters to complete the path.





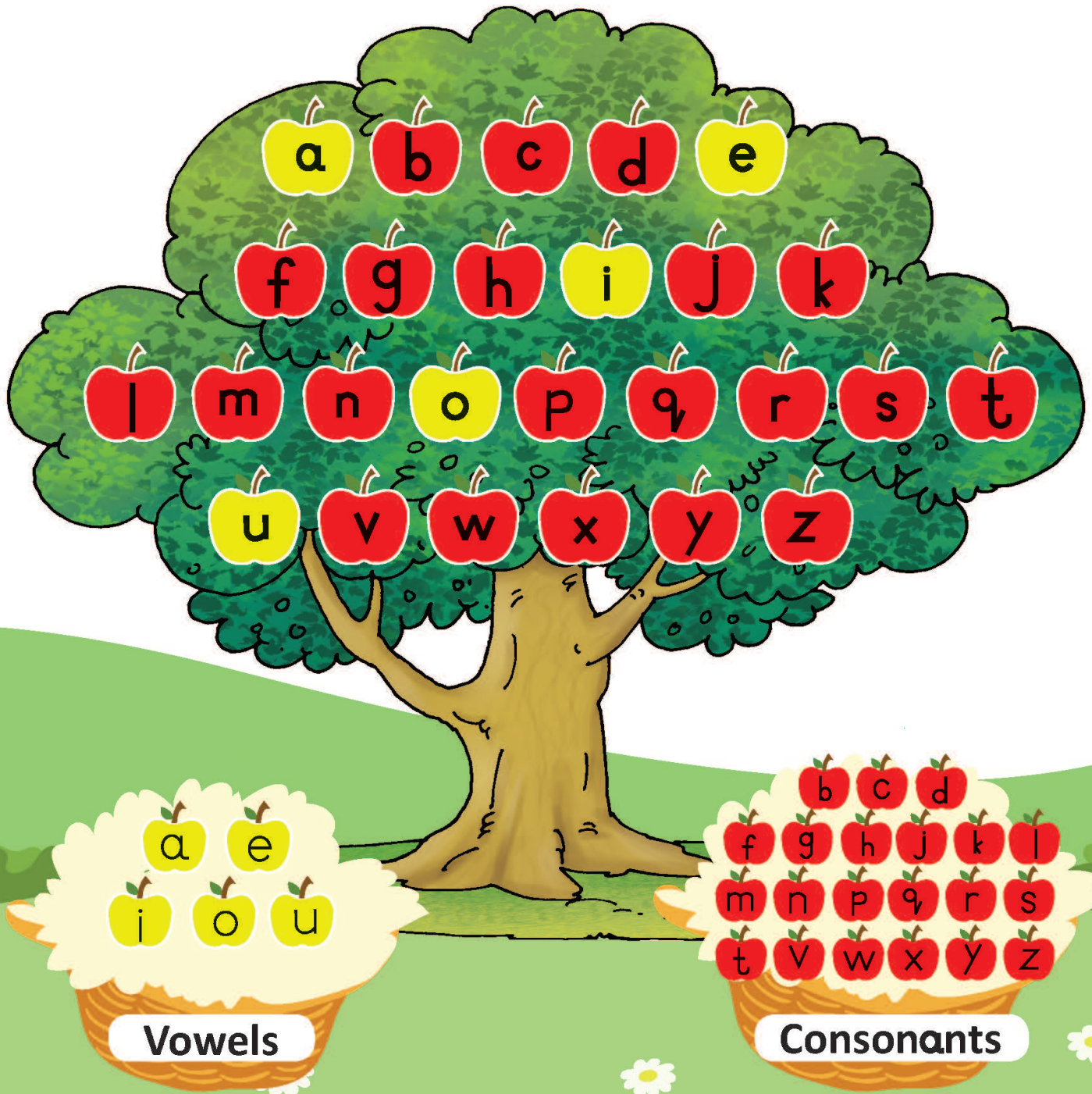
Revision

Help the frog reach the pond by filling the missing letters.



Vowels and Consonants


There are 26 letters in the English alphabet. The letters written in **yellow apples** are **vowels** and the letters written in **red apples** are **consonants**.






Vowels

There are **5 vowels**. Vowels are special letters. They help us to say a word clearly.



Consonants

All the other letters of the alphabet are known as consonants. They are **21**.





Sound of Vowel 'a'

Sing with 'ad'

Let's read.

Sad, sad, sad.
I am not sad.
Lad, lad, lad.
The lad is not mad.
Dad, dad, dad.
My dad with a pad.



'ad' words



dad

dad

Blank handwriting practice lines for the word 'dad'.

Blank handwriting practice lines for the word 'dad'.



lad

lad

Blank handwriting practice lines for the word 'lad'.

Blank handwriting practice lines for the word 'lad'.



pad

pad

Blank handwriting practice lines for the word 'pad'.

Blank handwriting practice lines for the word 'pad'.




sad

sad

Blank handwriting practice lines for the word 'sad'.


Blank handwriting practice lines for the word 'sad'.

Look at the pictures and solve the puzzle.

1. 

	2	
1	s	
p	_	d
	d	

2. 

3. 

	4	
3	d	
l	_	_
	d	

4. 



Sing with 'ag'

Let's read.

Mag, mag, mag,
I am Mag.

Bag, bag, Bag
It is my bag.

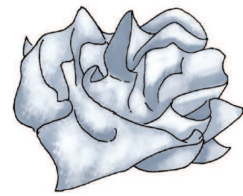

Tag, tag, tag,
The bag has a tag.

Rag, rag, rag,
The rag is on a bag.





'ag' words



bag

wag

tag

rag

bag

wag

tag

rag

Blank handwriting lines for the word 'bag'.

Blank handwriting lines for the word 'wag'.

Blank handwriting lines for the word 'tag'.

Blank handwriting lines for the word 'rag'.

Blank handwriting lines for the word 'bag'.

Blank handwriting lines for the word 'wag'.

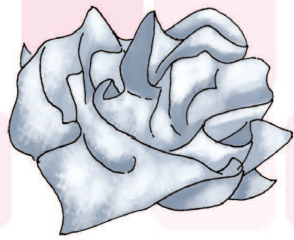
Blank handwriting lines for the word 'tag'.

Blank handwriting lines for the word 'rag'.

Paste the names of the stickers for the given pictures.



Blank box for labeling the bag sticker.



Blank box for labeling the tag sticker.

Blank box for labeling the rag sticker.



Sing with 'am'

Let's read.

I am Sam.

Ram, ram, ram.


It is my ram.

Dam, dam, dam.


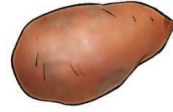
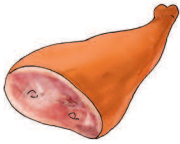
The ram is on a dam.

Jam, Jam, Jam.

I eat jam and ham.



'am' words



ham

jam

yam

dam

ham

jam

yam

dam

Blank handwriting lines

Blank handwriting lines

Blank handwriting lines

Blank handwriting lines

Blank handwriting lines

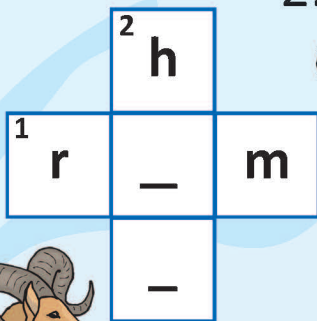
Blank handwriting lines

Blank handwriting lines

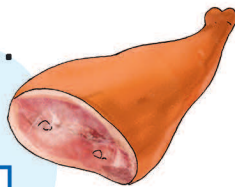
Blank handwriting lines

Look at the pictures and solve the puzzle.

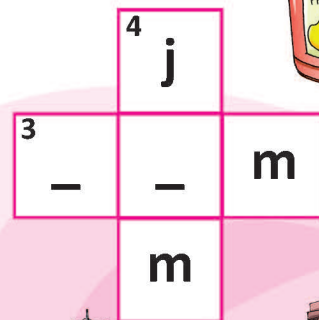
1.




2.



4.



3.





Sing with 'an'


Let's read.

Man, man, man.
A man with a fan.



Van, van, van.
The man ran to the van.

Can, can, can.
A can in a pan.

Pan, pan, pan.
The pan in the van.



'an' words



fan

man

can

van


fan

man

can

van

Match the word with its picture.



fan


ran

van

man

can

pan





Sing with 'ap'

Let's read.

Cap, cap, cap.

It is my cap.



The cap is on a tap.

Map, map, map.

The map is on my lap.

Nap, nap, nap.

I take a nap.



'ap' words



cap

nap

tap

map

cap

nap

tap

map

Blank handwriting practice lines.

Blank handwriting practice lines.

Blank handwriting practice lines.

Blank handwriting practice lines.

Blank handwriting practice lines.

Blank handwriting practice lines.

Blank handwriting practice lines.

Blank handwriting practice lines.

Match the word with its picture.



nap

cap

tap

map





Sing with 'at'

Let's read.

Cat, cat, cat.

It is my cat.

My cat is fat.

Hat, hat, hat.

A hat on my cat.

Pat, pat, pat.

I pat my cat.

Bat, bat, bat.


It is my bat.

Rat, rat, rat.

A rat on my bat.



'at' words



rat

cat

bat

hat


rat

cat

bat

hat

Circle the word that goes with the picture.




cat mat bat




fat rat sat



bat pat cat



cat sat hat



Revision

Read aloud.

ad dad lad mad pad sad

ag bag rag tag wag


am dam ham jam ram yam

an can fan man pan ran van

ap cap lap map nap tap

at bat cat fat hat mat rat


Fill in the missing letters and complete the words.



h...t



b...g



f...n



t...p

Teacher's Note:

Encourage more drilling to help the children anchor the sound 'a' firmly in their minds by adding more words. Show picture cards for a better impact.


Read the story of vowel 'a'.



New Words

and, too, into, they, bumped


Dad and Pam sat on a mat.
Dad had ham. Pam had jam.



A rat had jam too. A fat
cat with a cap ran to the rat.



The rat ran into a bag.
A ram ran to the cat.



Oh! They bumped into a van.

